

READ AND SAVE THESE INSTRUCTIONS



Infant
Rear-Facing
Internal harness,
19-36" (48-91 cm) tall
Always rear-facing:
5-22 lbs. (2.3-10 kg)
Optional:
22-35 lbs. (10-16 kg).
Babies under age 1
should ride rear facing.



Toddler
Forward-facing
Internal harness,
29-40"
(73-102 cm) tall
22-40 lbs. (10-18
kg) and over 1
year old.




Auto Booster
30-40 lbs. (14-18
kg), 52" or less
(132 cm or less)
only if shoulders are
above the belt slots
in the 4th highest
adjustment position,
or 40- 80 lbs. (18-36
kg) and 52" or less
(132 cm or less) tall.

I N S T R U C T I O N S


IMPORTANT!


You must follow all the instructions and warnings for this car seat exactly. If you don't, your child could be injured or killed in a crash or sudden stop.

WARNING! This symbol points out the most critical steps. Please pay extra close attention to those steps where, according to national surveys, parents make the most errors:

 • Never place an infant in front of an air bag. (page 8) If a toddler must ride in front of an air bag, move the vehicle seat all the way back. (page 9) Check vehicle instructions for more information about air bag/car seat use.

 • Never place an infant forward facing (page 8).

 • Make sure the harness height is correct for your child's size (page 3).

 • The harness must be tight. If you can take a tuck in the harness, it is too loose (page 4).



• The vehicle belt must stay tight (pages 8, 9, 15 and 16).

• When you switch from one mode to the next, review the sections of this instruction manual that apply to that mode. If you don't, your child could be injured or killed.

Refer to your vehicle owner's manual for other instructions about proper use of this car seat with your vehicle. The video for this car seat is an introduction to the Alpha Omega's features and operation. It should be used as a guide only.

No one can predict if using this car seat will prevent injury or death in a certain crash. However, along with careful driving, proper use of a car seat can lower your child's risk in most crashes.

Your child's safety is worth the time it will take to read and follow these instructions. If after reading these instructions you still have questions, contact our Consumer Relations Department at www.djgusa.com, fax 24 hours a day (1-800-207-8182), or call 1-800-544-1108.

Para recibir las instrucciones en español, llame al 1-800-544-1108 o solicítaslas por escrito al dirección por arriba.

RECALL INFORMATION

Child restraints could be recalled for safety reasons. You must register this restraint to be reached in a recall. Send your name, address and the restraint's model number and manufacturing date to Dorel Juvenile Group, PO Box 2609, Columbus, IN 47202-2609 Attn: Consumer Relations or call

1-800-468-0174. For recall information, call the U.S. Government's Auto Safety Hotline at 1-800-424-9393 (202-366-0123 in the D.C. area.) For Dorel Juvenile Group car seat parts and service, visit www.djgusa.com, fax 1-800-207-8182, or call 1-800-544-1108.

GENERAL WARNINGS

1. According to accident statistics, children are safer when properly restrained in the rear seating positions than in the front seating positions.
2. Never take your child out of the car seat or try to tend to your child's needs while the vehicle is moving. Never leave child unattended.
3. Periodically inspect your car seat. Do not use a car seat with damaged or missing parts. Do not use cut, frayed, knotted or damaged harnesses. Do not lubricate buckles and fasteners. Do not substitute parts or try to modify the car seat in any way on your own.
4. Do not use a car seat that has been in a crash. You must get a new car seat.
5. Use the car seat only on forward facing vehicle seats.
6. Check the vehicle or LATCH belt before each use. Use only if the belt can be tightened properly and securely.
7. This car seat should be securely belted in the vehicle even when not in use. In a crash or sudden stop, an unsecured car seat could injure other occupants.
8. Do not use this car seat if the midpoint of your child's head is above the top of the headrest.
9. Dorel Juvenile Group does not recommend the use of any car seat accessories except those recommended by the car seat manufacturer.
10. Never allow any child to play with this car seat; it is not a toy.
11. Secure the top anchorage strap (tether) provided with this car seat as specified in both the vehicle and car seat manufacturer's instructions.
12. This restraint is certified for aircraft use only when used with the internal restraint system. It is not certified for aircraft use as a belt-positioning seat because aircraft seats do not have shoulder belts.
13. Check instructions for other warnings.
14. Do not remove any of the warning or labels on the car seat.

Aircraft Installation

Use the car seat only with F.A.A. certified equipment. This car seat is installed in an aircraft seat the same way it is installed in the vehicle. Use on forward facing aircraft seats only and in a position where the lap belt can be tightened securely.

This seat can be used on aircraft only when using the internal harness. It cannot be used as a belt positioning seat because aircraft seats do not have shoulder belts.

Do not place the car seat next to an emergency exit or on an aisle (row) which contains an emergency exit, or where it can limit access to emergency equipment. The car seat must not be installed where it will block exit from the aircraft or where it could block access to flight controls. Contact the airline prior to taking a car seat on board.

Infant

Toddler

Child Restraint

Latch

2

